

Insert manual cover here

**PLEASE CAREFULLY READ THE Wii™ OPERATIONS MANUAL COMPLETELY BEFORE USING YOUR Wii HARDWARE SYSTEM, GAME DISC OR ACCESSORY. THIS MANUAL CONTAINS IMPORTANT HEALTH AND SAFETY INFORMATION.**

**IMPORTANT SAFETY INFORMATION: READ THE FOLLOWING WARNINGS BEFORE YOU OR YOUR CHILD PLAY VIDEO GAMES.**

### **⚠ WARNING – Seizures**

- Some people (about 1 in 4000) may have seizures or blackouts triggered by light flashes or patterns, and this may occur while they are watching TV or playing video games, even if they have never had a seizure before.
- Anyone who has had a seizure, loss of awareness, or other symptom linked to an epileptic condition, should consult a doctor before playing a video game.
- Parents should watch their children play video games. Stop playing and consult a doctor if you or your child has any of the following symptoms:
 

Convulsions	Eye or muscle twitching	Altered vision
Loss of awareness	Involuntary movements	Disorientation
- To reduce the likelihood of a seizure when playing video games:
  1. Sit or stand as far from the screen as possible.
  2. Play video games on the smallest available television screen.
  3. Do not play if you are tired or need sleep.
  4. Play in a well-lit room.
  5. Take a 10 to 15 minute break every hour.

### **⚠ WARNING – Repetitive Motion Injuries and Eyestrain**

Playing video games can make your muscles, joints, skin or eyes hurt. Follow these instructions to avoid problems such as tendonitis, carpal tunnel syndrome, skin irritation or eyestrain:

- Avoid excessive play. Parents should monitor their children for appropriate play.
- Take a 10 to 15 minute break every hour, even if you don't think you need it.
- If your hands, wrists, arms or eyes become tired or sore while playing or if you feel symptoms such as tingling, numbness, burning or stiffness, stop and rest for several hours before playing again.
- If you continue to have any of the above symptoms or other discomfort during or after play, stop playing and see a doctor.





### **⚠ CAUTION – Motion Sickness**

Playing video games can cause motion sickness in some players. If you or your child feels dizzy or nauseous when playing video games, stop playing and rest. Do not drive or engage in other demanding activity until you feel better.

### **IMPORTANT LEGAL INFORMATION**

This Nintendo game is not designed for use with any unauthorized device. Use of any such device will invalidate your Nintendo product warranty. Copying of any Nintendo game is illegal and is strictly prohibited by domestic and international intellectual property laws. "Back-up" or "archival" copies are not authorized and are not necessary to protect your software. Violators will be prosecuted.

REV-E

	<i>The Official Seal is your assurance that this product is licensed or manufactured by Nintendo. Always look for this seal when buying video game systems, accessories, games and related products.</i>	
	Manufactured under license from Dolby Laboratories. Dolby, Pro Logic, and the double-D symbol are trademarks of Dolby Laboratories.	
	This game is presented in Dolby Pro Logic II. To play games that carry the Dolby Pro Logic II logo in surround sound, you will need a Dolby Pro Logic II, Dolby Pro Logic or Dolby Pro Logic IIx receiver. These receivers are sold separately.	
	Nintendo, Wii and the Official Seal are trademarks of Nintendo. © 2006 Nintendo. Published & Distributed under license by Zoo Games Inc. All Rights Reserved.	Licensed by Nintendo 

### **⚠ CAUTION: WRIST STRAP USE**

*Please use the wrist strap to help prevent injury to other people or damage to surrounding objects or the Wii Remote in case you accidentally let go of the Wii Remote during game play.*

*Also remember the following:*

- *Make sure all players put on the wrist strap properly when it is their turn.*
- *Do not let go of the Wii Remote during game play.*
- *Dry your hands if they become moist.*
- *Allow adequate room around you during game play and make sure that all areas you might move into are clear of other people and objects.*
- *Stay at least three feet from the television.*
- *Use the Wii Remote Jacket.*

### **SYSTEM MENU UPDATE**

*Please note that when first loading the Game Disc into the Wii console, the Wii will check if you have the latest system menu, and if necessary a Wii system update screen will appear. Press OK to proceed.*



# CONTENTS

Introduction .....	5
Getting Started .....	5
Controls .....	5
Jamboree Mode .....	5
Quick play.....	6
Earning Bottle Caps.....	6
Difficulty Settings .....	6
The 11 events .....	6-8
Bonus Event .....	8
Credits.....	9

## INTRODUCTION

Calvin Tucker's Redneck Jamboree is a party game where up to four players can participate in 12 different redneck-style events. Each player plays as one member of a family of Redneck County who come to compete in the great Calvin Tucker's Redneck Jamboree. The family who wins the jamboree becomes the greatest family of the county for a year, and will get the privilege to move in "The Big Trailer" where redneck style luxuries await.

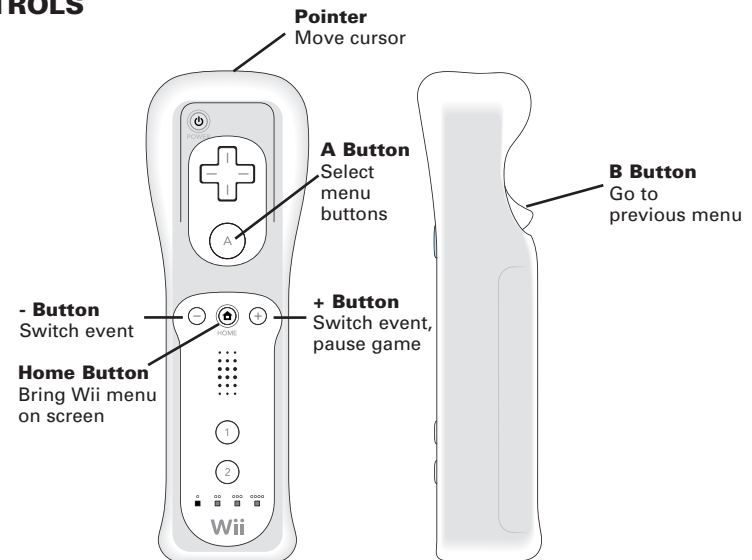
### Goal

The goal of Calvin Tucker's Redneck Jamboree is to gain more bottle caps than any of the four families participating in the jamboree. Bottle caps are gained at the end of each event depending on your ranking. After the last event of the jamboree, the player with more bottle caps is the winner.

## GETTING STARTED

To start a game, please put the Calvin Tucker's Redneck Jamboree Game Disc in the Disc Slot and the power will turn on. Follow the instructions displayed on the screen.

## CONTROLS



## JAMBOREE MODE

In this mode, up to four players and/or CPU's compete against each other in a 4, 8, or all event competition to know who will become the greatest family of Redneck County for the next year. Depending on your rank in each event, you will earn a certain amount of bottle caps. The player with the most bottle caps at the end of the competition wins. Those bottles caps are also used to unlock new characters, new events and Redneck facts.

## QUICK PLAY

In this mode, you can play alone, with friends, or against the CPU in any event you have unlocked. Pick a character, choose an event, set the difficulty, and you are ready. The Cow Roulette event is not available in this mode and you don't earn bottle caps in this mode, but high scores are kept.

## EARNING BOTTLE CAPS

You earn bottle caps by completing the jamboree mode. The bottle caps of all human players are added to the bottle cap stash at the end of a Jamboree no matter their ranking. If you quit in the middle of a Jamboree, the bottle caps will be discarded.

## DIFFICULTY SETTINGS

There are 3 different levels of difficulty for each event. There are some minor gameplay variations for each difficulty setting. By raising the difficulty, you will earn more bottle caps.

Difficulty			
Rank	Wuss	Fair	Crazy
1st	4	8	16
2nd	3	6	12
3rd	2	4	8
4th	1	2	4

## THE 11 EVENTS

### Backyard Shooting

Using an air gun, take aim at armadillos, raccoons, ravens, chickens and other trailer park style critters. Shoot as many animals and objects as possible within the time limit to be the winner.



### Bottle Opening Contest (locked)

The bottle opener technology has not yet arrived to Redneck County and anyway, who needs it when you have such strong and beautiful teeth. However, you have to be mindful of the strength of each tooth as they crack, break or fall, leaving you with less and less teeth to open bottles with. Open the most bottles as you can within time limit to be the winner.



### Dynamite Fishing

Throw dynamite sticks at schools of fish and kill as many as you can in the process. Kill the most fish in the allocated time to be the winner.



### Get Off My Lawn! (locked)

There is nothing like peace and quiet while you sit on the front porch of your trailer, but unfortunately, there is always someone or something to spoil your fun. Fortunately, there is nothing a good old shotgun and some salt can't fix. In classic shooting range style, cardboards will appear at different positions; some will move and cross the screen. Of course, friendly cardboards like Calvin or your cute cousin will appear on occasion, these cardboards must not be shot at. After all 3 rounds are done, if you have the most points, you win the event.



### Let's Barricade! (locked)

You never know when the next tornado will hit your trailer park, so it is essential to be ready to barricade your windows and doors as fast as possible. Pick planks and nails on the ground and go from trailer to trailer to barricade the windows and doors. Watch out for the tornado, it's coming quite fast.



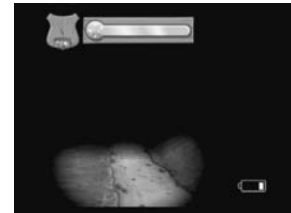
### Mower Racing

Use your overpowered mower and race towards the line as fast as you can to win the race. Dodge obstacles along the way to keep your speed. Beware of armadillos or raccoons that will try to cross your path; turning them into road kill will deduct precious seconds from your total time.



### Outhouse Hunt

Find your way to the outhouse before the call of nature becomes too strong. Not everyone is lucky enough to have interior amenities. Critters such as raccoons, skunks and even bears will appear and scare you, diminishing your ability to hold it. Will you find it in time?



### Quick Saw Contest (locked)

No Jamboree is complete without a good Quick Saw contest. Cut the log as fast as you can to win this short, but intense, event.



## Soda Brewer

Although it is against the law to brew your own soda, the people of Redneck County are not easily discouraged and have miraculously built a brewing machine. Every year, families compete for the right to operate the machine. The rules are simple, the family who can operate the machine the longest without having it fail wins. Do you have what it takes to operate the machine?



## Sound Safari (locked)

A keen sense of hearing is the secret to survival for any redneck. Being able to hear what lurks behind the bushes before it jumps at you may make the difference between good health and a trip to the hospital. Identify the most animals within the time limit and you will win this event.



## Toilet Seat Throwing

Sometime using what's at hand is funnier than doing it like everybody else and buying the proper equipment. Similar to horseshoes, toilet seat throwing is played the same way with the same rules. Earn the most points with the 6 toilet seat shots to be the winner.



## BONUS EVENT

The Cow Roulette event is played between each event of the Jamboree and allows players to test their luck and double the number of battle caps they earned in the previous event. Pick which part of the field you think the cow will sit in. If your guess was right, you double your previous earnings. Otherwise, nothing happens.

## CREDITS

### HUMAGAIDE

**CEO**  
Hugo Morin

**PRODUCTION DIRECTOR**  
François Gravel

**PRODUCER**  
Simon Gagnon

**DESIGN DIRECTOR**  
Daniel Marcoux

**LEAD DESIGNER**  
Eric "EEX" Latouche

**LEAD PROGRAMMER**  
Serge Latouche

**LEAD 2D ARTIST**  
Christian "Fleg" Daigle

**LEAD 3D ARTIST**  
Olivier Boucher

**ARTIST**  
Gisèle Maltais

**3D ANIMATIONS**  
Jonathan Pelletier  
Cédrick St-Michel

**PROGRAMMING DIRECTOR**  
Pierre Couillard

**LEAD PROGRAMMER**  
Philippe Dion

**PROGRAMMERS**  
JF Boily  
Michaël Bouffard  
Christian Hovington  
Mathieu Lachance

**SOUND TECHNICIAN**  
Eric Vigneault

**LEAD QA**  
François-Gabriel "Fly" Auclair

**SPECIAL THANKS**  
François Pilote  
Philippe Voyer

### ZOO

**VICE PRESIDENT OF OPERATIONS**  
Bruce Kain

**VICE PRESIDENT OF DEVELOPMENT**  
Pierre Roux

**DIRECTOR OF MARKETING AND PUBLIC RELATIONS**  
Alison Kain

**HEAD OF EUROPEAN DEVELOPMENT**  
Aeron Guy

### EC-I INTERACTIVE

**MANAGING DIRECTOR**  
Rupert Young

**QA MANAGERS**  
Sharad Chaturvedi  
Rajesh G.S.

**LEAD QA**  
Debdeul Baul  
Rajiv Mayank  
Sachin Bhusal

**QA TEAM**  
Vishal Karkera  
Rohit Suvarna  
Sudhir Shingne  
Jayakrishnan. S.  
Amit Chalke  
Krishna Gupta  
Prateek Tripathi  
Harendra Yadav  
Zubair Shaikh

ZOO GAMES INC. 90 DAY WARRANTY

ZOO GAMES INC. (ZOO) warrants to the original purchaser only of this ZOO software product that the medium on which this software program is recorded is free from defects in materials and workmanship for a period of ninety (90) days from the date of purchase. This ZOO software program is sold "as is", without express or implied warranty of any kind, and ZOO is not liable for any losses or damages of any kind resulting from use of this program. ZOO agrees for a period of ninety (90) days to either repair or replace, at its option, free of charge, any ZOO software product, postage paid, with proof of date of purchase, at its Factory Service Center. Replacement of the game disc, free of charge to the original purchaser (except for the cost of returning the game disc) is the extent of our liability. This warranty is not applicable to normal wear and tear. This warranty shall not be applicable and shall be void if the defect in the ZOO software product has arisen through abuse, unreasonable use, mistreatment or neglect. THIS WARRANTY IS IN LIEU OF ALL OTHER WARRANTIES AND NO OTHER REPRESENTATIONS OR CLAIMS OF ANY NATURE SHALL BE BINDING ON OR OBLIGATE ZOO. ANY IMPLIED WARRANTIES APPLICABLE TO THIS SOFTWARE PRODUCT, INCLUDING WARRANTIES OF MERCHANTABILITY AND FITNESS FOR A PARTICULAR PURPOSE, ARE LIMITED TO THE NINETY (90) DAY PERIOD DESCRIBED ABOVE. IN NO EVENT WILL ZOO BE LIABLE FOR ANY SPECIAL, INCIDENTAL OR CONSEQUENTIAL DAMAGES RESULTING FROM POSSESSION, USE OR MALFUNCTION OF THIS ZOO PRODUCT. Some states do not allow limitations as to how long an implied warranty lasts and/or exclusions or limitations of incidental or consequential damages so the above limitations and/or exclusions of liability may not apply to you. This warranty gives you specific rights, and you may also have other rights which vary from state to state. This warranty shall not be applicable to the extent that any provision of this warranty is prohibited by any federal, state or municipal law which cannot be pre-empted. Repairs/Service after expiration of Warranty - If your game disc requires repair after expiration of the 90-day warranty period, you may contact the Consumer Service Department at the number listed below. You will be advised of the estimated cost of repair and the shipping instructions.

[www.zoogamesinc.com](http://www.zoogamesinc.com)

ZOO GAMES INC. Consumer Service Dept. (856) 262-0065

700 Liberty Place, Sicklerville, NJ 08081



Insert manual back here