

INSERT MANUAL COVER

INSERT MANUAL BACK

PLEASE CAREFULLY READ THE Wii™ OPERATIONS MANUAL COMPLETELY BEFORE USING YOUR Wii HARDWARE SYSTEM, GAME DISC OR ACCESSORY. THIS MANUAL CONTAINS IMPORTANT HEALTH AND SAFETY INFORMATION.

IMPORTANT SAFETY INFORMATION: READ THE FOLLOWING WARNINGS BEFORE YOU OR YOUR CHILD PLAY VIDEO GAMES.

⚠ WARNING – Seizures

- Some people (about 1 in 4000) may have seizures or blackouts triggered by light flashes or patterns, and this may occur while they are watching TV or playing video games, even if they have never had a seizure before.
- Anyone who has had a seizure, loss of awareness, or other symptom linked to an epileptic condition, should consult a doctor before playing a video game.
- Parents should watch their children play video games. Stop playing and consult a doctor if you or your child has any of the following symptoms:

Convulsions Eye or muscle twitching Altered vision
Loss of awareness Involuntary movements Disorientation

- To reduce the likelihood of a seizure when playing video games:
 1. Sit or stand as far from the screen as possible.
 2. Play video games on the smallest available television screen.
 3. Do not play if you are tired or need sleep.
 4. Play in a well-lit room.
 5. Take a 10 to 15 minute break every hour.

⚠ WARNING – Repetitive Motion Injuries and Eyestrain

Playing video games can make your muscles, joints, skin or eyes hurt. Follow these instructions to avoid problems such as tendonitis, carpal tunnel syndrome, skin irritation or eyestrain:



- Avoid excessive play. Parents should monitor their children for appropriate play.
- Take a 10 to 15 minute break every hour, even if you don't think you need it.
- If your hands, wrists, arms or eyes become tired or sore while playing or if you feel symptoms such as tingling, numbness, burning or stiffness, stop and rest for several hours before playing again.
- If you continue to have any of the above symptoms or other discomfort during or after play, stop playing and see a doctor.

⚠ CAUTION – Motion Sickness

Playing video games can cause motion sickness in some players. If you or your child feels dizzy or nauseous when playing video games, stop playing and rest. Do not drive or engage in other demanding activity until you feel better.

IMPORTANT LEGAL INFORMATION This Nintendo game is not designed for use with any unauthorized device. Use of any such device will invalidate your Nintendo product warranty. Copying of any Nintendo game is illegal and is strictly prohibited by domestic and international intellectual property laws. "Back-up" or "archival" copies are not authorized and are not necessary to protect your software. Violators will be prosecuted.

REV-E

	<p>The Official Seal is your assurance that this product is licensed or manufactured by Nintendo. Always look for this seal when buying video game systems, accessories, games and related products.</p>
	<p>Nintendo, Wii and the Official Seal are trademarks of Nintendo. © 2006 Nintendo. National Geographic, Yellow Border are registered trademarks of National Geographic Society. © 2007 by Paramount Classics, a division of Paramount Pictures. All Rights Reserved. © 2007 COTN Productions, Inc. All rights reserved. Reproduction of the whole or any part of the contents without permission is prohibited.</p>
	<p>Licensed by Nintendo </p>

⚠ CAUTION: WRIST STRAP USE

Please use the wrist strap to help prevent injury to other people or damage to surrounding objects or the Wii Remote in case you accidentally let go of the Wii Remote during game play.

Also remember the following:

- *Make sure all players put on the wrist strap properly when it is their turn.*
- *Do not let go of the Wii Remote during game play.*
- *Dry your hands if they become moist.*
- *Allow adequate room around you during game play and make sure that all areas you might move into are clear of other people and objects.*
- *Stay at least three feet from the television.*

CONTENTS

Story.....	5
Getting Started.....	5
Controls.....	5
Main Menu.....	5
Playing the Game.....	6
Challenges.....	6
Status Screen.....	7
In Game Screen.....	7
The Map.....	7
Mini-Games.....	8
Multiplayer Menu.....	8
Credits.....	9

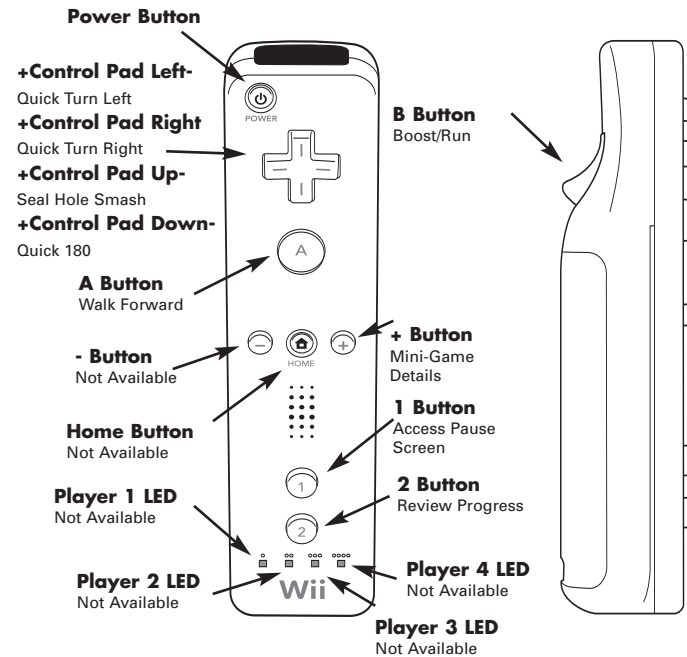
Story

The far North of our planet is one of the most perilous environments in the world. Take on the role of either a young polar bear or a walrus growing up and trying to survive in the wild. From finding food to evading predators, the challenges these animal face everyday come alive for the player. Learning to live in this world is vital as they go from the regular dangers to the extreme threats. Experience the thrilling, interactive look at the walrus and polar bears that roam the vast world of the Arctic wilderness.

Getting Started

To start a game, please put the Arctic Tale Game Disc in the Disc Slot and the power will turn on. Follow the instructions displayed on the screen.

Controls



Main Menu

- | | |
|--------------|--|
| New Game: | Start a new game. |
| Resume Game: | Resume the game from an available chapter of choice. |
| Options: | Change various options or view the credits. |
| Profiles: | Choose a previously saved profile. |
| Multiplayer: | Start a two-player mini-game |



Playing the Game

As a cub, the Arctic is your playground. Under the watchful eye of your mother, you can explore and play all day long. Just watch out for the adult male bears. They don't like playful cubs. Try playing the Challenges indicated by the Bear Markers.

You can also play and complete Challenges as other animals, but you have to unlock them first!



- To unlock the arctic fox you need to collect 10 Silver Paws
- To play as the adult bear you need to collect 20 Silver Paws
- To play the orca you need to collect 30 Silver Paws
- To play as the walrus you need to collect 40 Silver Paws

To play as another land animal, you must go through one of the magic caves hidden around the world. You can then play their challenges as well! To play as a water animal, go to their markers directly and play their Challenges. You must have enough Silver Paw Prints though!

Challenges

Try and get a Silver Snowflake or better in each Challenge to advance to the next stage of the bear's life, and explore new lands! The first time you play a Challenge you will be playing for the Bronze Snowflake. Win the Challenge to get the Bronze Snowflake and advance to the Silver Challenge!


Complete the Silver Challenge to get the Silver Snowflake and advance to the Gold Challenge!



Complete the Gold Challenge to get a secret reward. It might be some food, some Silver Paw Prints or something else?

Status Screen

Press the 2 Button on your Wii Remote™ to review your progress. All Challenges are displayed as "Not Found" until you find them. Once you have found them, their names will appear and any Snowflakes you have won will also be shown. You can also see along the top of the screen how many of the Silver and Golden Paw Prints you've found in the chapter, as well as the number of Hearts you currently have.



In Game Screen



Heart Icon:

The current life meter shows how much energy the current life has. When you collect extra hearts, they will stack up underneath the main heart.

Silver Paw Icon:

This indicates how many Silver Paw Print pickups have been found in the current chapter. Find these to unlock new animals to play as and complete Challenges.

Golden Paw Icon:

This indicates how many Golden Paw Print pickups have been found in the current chapter.

Pause Screen:

Access this screen by pressing the 1 Button. Here you will be able to quit the game, alter the options, and access a map of the level.

The Map

Use the map to find Challenges and magic caves.

Mini-Games

Progress through the game by exploring the Arctic and searching for food to help you survive. Advance through the game by playing the various Challenges. Complete these Challenges to win Bronze, Silver or Gold awards. Use these awards to unlock the next stage of the bear's life!

Ice Slide: Steer your way down the ice tracks, avoid the rocks, and try to collect the Silver Paw Prints.

Scavenge: Explore the landscape looking for the leftover meals of the resting male polar bears. Be careful how fast you move as you'll make more noise and risk waking the bears.

Shuffle: Try to score as many points as possible in 3 attempts. Hold down the A Button to charge up your power bar to the right amount then releasing it.

Food Fight: A tug-of-war for that crucial piece of meat. As the prompts appear, hit the buttons rapidly to win your dinner!

Ice Flow Rodeo: Control a broken piece of ice through rough currents against the clock. Steer the piece of ice with the Wii Remote™ to avoid hazards.

Catch-A-Seal: Lay in wait and pounce on the seals, using the A Button, as they pop up for air!

Orca Race: Race the other orca through the tunnels and caverns to win your prize. Use the A Button to boost your speed, but it can tire you out.

Ice Sheet: Negotiate the thin ice and find the safe route across to safety. Don't fall through the ice or you'll get trapped underneath.

Clam Scavenge: Explore the underwater caverns and try to catch as many clams as you can within the time limit.

Walrus Chase: Catch the walrus by chasing him through the underwater caverns, using only skill and boost.

Walrus Hunt: Track down and catch as many walruses as you can in the underwater tunnels and caverns.

Makin Sweet Music: Press the right button or perform the right gesture as they are prompted on screen to make the walrus perform his strange dance.

Multiplayer Menu

Play against your friends in these fun party games that complement the single player experience.

- Catch-a-Seal
- Sweet Music
- Food Fight
- Balance Fight



Credits

DEVELOPED BY ATOMIC PLANET

MANAGING DIRECTOR

Darren Falcus

OPERATIONS DIRECTOR

Jason Falcus

FINANCE DIRECTOR

Mark Hargreaves

PRODUCER

Stewart Gilray

DESIGN

Ben Pool

LEAD PROGRAMMER

Stuart Leonardi

GAME PROGRAMMING

Stuart Leonardi

Matt Knowles

ADDITIONAL PROGRAMMING

Andrew Seed

TOOLS AND TECHNOLOGY

Paul Margrave

Neil Holmes

Martin Fuller

Martin Pegg

Stu Leonardi

ART MANAGER

Dave West

LEAD ARTIST

Andrew Hodgetts

ENVIRONMENT ARTISTS

Andy Stockton

Dave Dixon

ANIMATION

Chris Rubery

Alex O'dwyer

ADDITIONAL ART

Paul Crabb

AUDIO

Mark Pennock

QUALITY ASSURANCE

Matt Falcus

IT CO-ORDINATOR

Tim Jennings

**PUBLISHED BY DESTINATION
SOFTWARE INC**

VP OF DEVELOPMENT

Paul Tresise

EUROPEAN DEVELOPMENT MANAGER

Aeron Guy

PRODUCER

James Davis

US DEVELOPMENT MANAGER

Pierre Roux

ECI-QA

Managing Director

Rupert Young

Managers

Sharad Chaturvedi

Rajesh GS

Lead Testers

Jeffin Raj Paul

Debdeul Baul

Testers

Manish Raghuwanshi

Sanket Raorane

Gaurav Bhoite

Rohit Suvarna

Jayakrishnan S

Amit Chalke

Sahil Hamirani

**NATIONAL GEOGRAPHIC
PRESIDENT AND CEO**

National Geographic Ventures

Timothy T. Kelly

CHIEF OPERATING OFFICER

National Geographic Ventures

Edward Prince, Jr

SENIOR VICE PRESIDENT

Standards & Practices/Research

Scott Wyerman

SENIOR VICE PRESIDENT

Corporate Development and Games

Paul Levine

DIRECTOR OF RESEARCH

Todd Hermann

DIRECTOR, INTEGRATED MARKETING

Aileen Robertson

PRESIDENT, PRODUCTION

National Geographic Feature Films

Adam Leipzig

VICE PRESIDENT, AQUISITIONS

National Geographic Feature Films

Katherine Evans

**CHIEF OPERATING OFFICER,
ENTERTAINMENT GROUP**

National Geographic Ventures

William Weil



DESTINATION SOFTWARE, INC. (DESTINATION) warrants to the original purchaser only of this DESTINATION software product that the medium on which this software program is recorded is free from defects in materials and workmanship for a period of ninety (90) days from the date of purchase. This DESTINATION software program is sold "as is", without express or implied warranty of any kind, and DESTINATION is not liable for any losses or damages of any kind resulting from use of this program. DESTINATION agrees for a period of ninety (90) days to either repair or replace, at its option, free of charge, any DESTINATION software product, postage paid, with proof of date of purchase, at its Factory Service Center. Replacement of the game pak, free of charge to the original purchaser (except for the cost of returning the game pak) is the extent of our liability. This warranty is not applicable to normal wear and tear. This warranty shall not be applicable and shall be void if the defect in the DESTINATION software product has arisen through abuse, unreasonable use, mistreatment or neglect. THIS WARRANTY IS IN LIEU OF ALL OTHER WARRANTIES AND NO OTHER REPRESENTATIONS OR CLAIMS OF ANY NATURE SHALL BE BINDING ON OR OBLIGATE DESTINATION. ANY IMPLIED WARRANTIES APPLICABLE TO THIS SOFTWARE PRODUCT, INCLUDING WARRANTIES OF MERCHANTABILITY AND FITNESS FOR A PARTICULAR PURPOSE, ARE LIMITED TO THE NINETY (90) DAY PERIOD DESCRIBED ABOVE. IN NO EVENT WILL DESTINATION BE LIABLE FOR ANY SPECIAL, INCIDENTAL OR CONSEQUENTIAL DAMAGES RESULTING FROM POSSESSION, USE OR MALFUNCTION OF THIS DESTINATION SOFTWARE PRODUCT. Some states do not allow limitations as to how long an implied warranty lasts and/or exclusions or limitations of incidental or consequential damages so the above limitations and/or exclusions of liability may not apply to you. This warranty gives you specific rights, and you may also have other rights which vary from state to state. This warranty shall not be applicable to the extent that any provision of this warranty is prohibited by any federal, state or municipal law which cannot be pre-empted. Repairs/Service after expiration of Warranty - If your game pak requires repair after expiration of the 90-day warranty period, you may contact the Consumer Service Department at the number listed below. You will be advised of the estimated cost of repair and the shipping instructions.

www.DSIGames.com

DESTINATION SOFTWARE, INC. Consumer Service Dept. (888) 654-4447

137 Hurffville-Cross Keys Rd, Suite C Sewell, NJ 08080

You can help!
**Support conservation, research
and education efforts in the
Arctic by donating to the
National Geographic Polar Fund
www.arctictalemovie.com**

